

How to Request Clergy Ethics Training through Safe Gatherings

STEP 1: In your browser type: *safegatherings.com*

STEP 2: On the splash screen click on the **Green** “Clergy Ethics Course Only” button.

\$20.00
 credit card only

STEP 3: As shown to the right, insert the following information in the requested fields:

Language Preference: **English**

To What Denomination does your church or congregation belong?: **Methodist**

Country for your Organization: **United States**

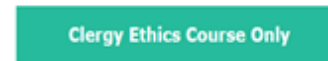
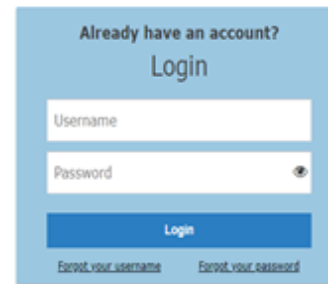
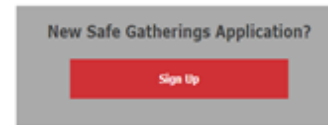
State for Organization: **Virginia**

Unique drop down menu choice: **Clergy Ethics Training Only**

City in which your organization is located: **Glen Allen**

STEP 4: Enter your personal information and set up Username and Password.

STEP 5: Click “Next”



Language Preference: English

To what denomination does your church or congregation belong?: Methodist

Select the country for your organization: United States

Select the state/province for your organization: Virginia

Start typing the most UNIQUE part of your organization name and wait for the dropdown to populate. Then select your organization. Do not press enter. **TIPS:**

City in which your organization is located:

First Name:

Last Name:

Email:

Username:

Password:

Confirm Password:

None

Username can include uppercase and lowercase letters, numbers, and special characters. You may use your email as your Username.

Password must be 9 to 24 characters, and include at least one uppercase letter and one number

This site is protected by reCAPTCHA and the Google [Privacy Policy](#) and [Terms of Service](#) apply.

Note: Please make a note of your username and password so you may log back into your Safe Gatherings account.

Next